




ASSEMBLY INSTRUCTIONS

MODEL : CG3770-ODC/C81080-ODC
OPEN BOOK SHELF


PART LIST

NO	ITEM	QTY
A	OPEN BOOK SHELF 	1 PC

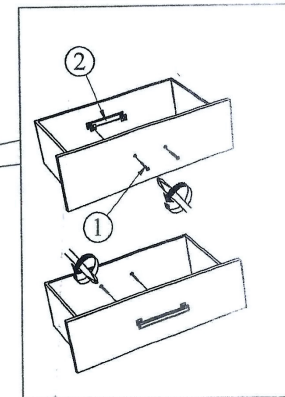
HARDWARE LIST

NO	ITEM	QTY
1	Truss Head Machine Screw m4x38mm Blk 	2 PCS
2	HANDLE L150mmxW21.6mmxH28mm 	1 PC

STEP 1 : Remove HANDLE (2) using a Philips head screw driver as shown in illustration STEP -
A. Re-install the HANDLE (2) as per diagram STEP - B. Repeat STEP - A STEP - B until
HANDLE (2) are attached correctly.



*FIXED INSIDE DRAWER



STEP - A

STEP - B

COMPLETED ASSEMBLY

NOTE : MUST TIGHTEN SCREWS PERIODICALLY WITH USE SCREW WILL BECOME LOOSE CHECK TIGHTNESS OF ALL SCREW EVERY 6-8 WEEKS.